

## Shower Tray CLIFF CF 80 QSF

**GALATEA**  
since 1880

### Specification:

#### Shower tray **CLIFF CF 80 QSF**

made of molded, integrally colored and crosslinked sanitary acrylic according to DIN EN 263.

item No.: 253DWE0801


measurement: 800 x 800 x 40 mm (L x W x H)

Manufactured in vacuum - thermoforming process on aluminum tools.

Strengthened with glass fiber reinforced plastic.

Manufactured according to DIN EN 14527.

Laminated floorboard of 12 mm to accommodate the foot system. Installation with bathtub feet (see accessories) or other suitable/ approved installation systems.

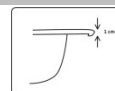


CF 80 QSF

### Optional with Slim Line.

Available colour : white

### Optional systems:



### Optional Accessories:

Slim Line

universal feet ( 1 set)

Anti-Slip

drain fitting, height = 60mm

drain fitting, height = 80mm

drain fitting, vertical outlet

wall anchors (1 Set)

shower tray rail set

waterproofing set 1/ normal installation

waterproofing set 2 / ground-level-/ niche installation

mounting frame up to 1200 mm

Item No. 776ZTR01

Item No. 750ZBF01

Item No. 821ZAR01

Item No. 824ZBA01C

Item No. 826ZBA01C

Item No. 825ZBA01C

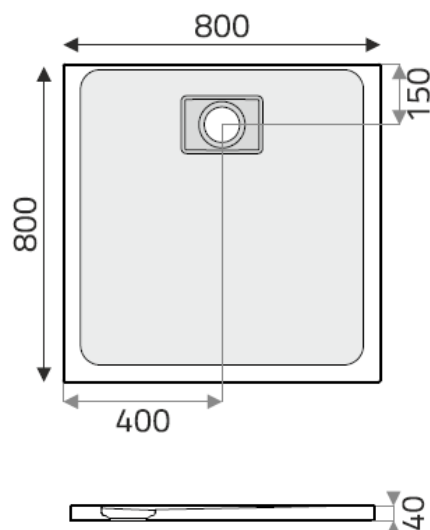
Item No. 800ZBW00

Item No. 752ZBL01

Item No. 781ZBD01

Item No. 782ZBD01

Item No. 779ZBM01



Available from 01.07.2018

GALATEA GmbH • An der Badewannengießerei 1 • D-01979 Lauchhammer • Tel. +49 (0) 3574 853 -0 •  
Fax: +49 (0) 3574 853 -111 • E-Mail: info@galatea-bad.de • Internet: www.galatea-bad.de

Reserve technical changes. Dimensional tolerances conform to DIN. No liability for printing errors.

\* No liability for correctness of declaration.