

Corner bathtub SUN S 202

GALATEA
since 1880

Specification

Corner bathtub **SUN S 202**
made of molded, integrally colored and
crosslinked sanitary acrylic according to DIN EN 263.

item No.: 055BWE0201
measurement: 1500 x 1500 x 440 mm (L x W x H)
contains: about 250 l minus people

Manufactured in vacuum - thermoforming process on
aluminum tools.
Strengthened with glass fiber reinforced plastic.
Manufactured according to DIN EN 198 and DIN EN 14516.
Laminated floorboard of 12 mm to accommodate the
foot system. Installation with bathtub feet (see accessories)
or other suitable/ approved installation systems.
Drain front center. Overflow front center.
Drain and overflow standard.
Optional with Pool-, Light- and Sound Systems.
Optional with Slim Line.

Colour : white



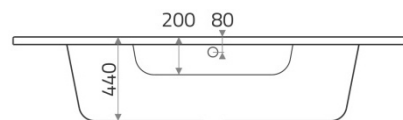
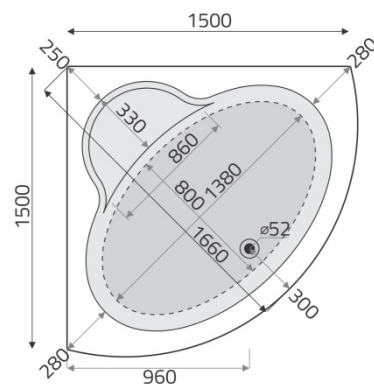
S 202

Optional systems:



Optional accessories:

tub support	Item No. 412WTR03
Slim Line	Item No. 776ZTR01
bathtub feet (1 set)	Item No. 750ZBF01
Anti-Slip	Item No. 821ZAR01
drain and overflow, standard	Item No. 834ZBA01C
drain and overflow, standard waterintake	Item No. 835ZBA01C
handles (1 set) 250 x 65 mm	Item No. 651ZGR02C
handles (1 set) 350 x 45 mm	Item No. 755ZGR01C
boreholing (per hole)	Item No. 803ZLO01
wall anchors (1 set)	Item No. 800ZBW00
bathtub rail set	Item No. 752ZBL01
waterproofing set 1/ normal installation	Item No. 781ZBD01
waterproofing set 2 / ground-level-/ niche installation	Item No. 782ZBD01

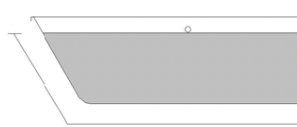


Floor dimension:



1380 mm

Lying dimension:



1720 mm

GALATEA GmbH • An der Badewannengießerei 1 • D-01979 Lauchhammer • Tel. +49 (0) 3574 853 -0
• Fax: +49 (0) 3574 853 -111 • E-Mail: info@galatea-bad.de • Internet: www.galatea-bad.de

2017

Reserve technical changes. Dimensional tolerances conform to DIN. No liability for printing errors.